DATA COLLECTION SHEET

TIME		Date Clock Time (24H) Elapsed time (minutes)	
TIME INDEPENDENT DATA		MRN (confidential)	
		Name	
		Encounter # (1/admission)	
		Age (yrs)	
		D.O.B.	
		Sex (M, F)	
		Event (code)	
		Problem(s) Reason for adm (code)	
		Baseline co-morbidities (codes)	
		BLANK	
		BLANK	
FIELD	Non-professional treatment	BLANK	
		BLANK	
		BLANK	
	First professional treament	CPR	
		Airways	
		Lines	
		BLANK	
		BLANK	
		BLANK	
TRANSPORT	Mode of transport	Personal	
		Ambulance	
		Healthnet	
		Course	
		BLANK	
		BLANK	
		BLANK	
		BLANK	
		Condition on arrival	
		BLANK	

ER	Interventions	BLANK	
		BLANK	
		BLANK	
		BLANK	
		BLANK	
OR	Preoperative risk	ASA score (e.g. 1, 2, 3, 4, 5, or E)	
	Surgical interventions	BLANK	
		BLANK	
		BLANK	
		BLANK	
		BLANK	
		BLANK	
	ICU placement	SICU	
		MICU	
		PICU	
	APACHE II score at admission		
	History	BLANK	
		BLANK	
		BLANK	
	Physical	BLANK	
		BLANK	
		BLANK	
		Temperature (C)	
		Temp source	
		HR	
		RR	
		SBP (non-invasive)	
		DBP (non-invasive)	
		BP source	
		Patient position	
		Pain score	
		Pain description	
		Pain intervention	
		PRN pain/sedation	

	Vital Signs	Response pain score	
		Sedation Agitation Scale	
		PCA dose mg	
		PCA continuous mg	
		PCA lockout minutes	
		PCA 1 hr limit mg	
		PCA tubing status	
		PCA volume infused mL	
		O2 sats	
		Oxygen delivery	
		FiO2	
		MAP (non-invasive)	
		Arterial SBP	
		Arterial DBP	
		Arterial MAP	
		ICP (intracranial pressure)	
		CPP (cerebral perfusion pressure)	
		Height (m)	
		Weight (kg)	
		Weight source	
		BSA (calculated)	
		BMI (calculated)	
		BLANK	
		BLANK	
		BLANK	
		BLANK	
		Intake	Oral (mL)
			Enteral med flush (mL)
			IVPB (cc)
			Other (Med IV flush)
			NS 0.9% w/ additives IV volume (mL)
			NS 0.9% MIVF volume (mL)
			Diet: nutrition

	Intake / Output		% diet
			Red blood cells volume (mL)
			Red blood cells units
			PCA volume infused (mL)
			**Other: AL/PA/LA/RA/CVP/IABP/CO (mL)
			OG tube intake (mL)
			Propofol # units given
			Fentanyl # units given
			Crystalloid: Intraop (mL)
			Colloid: Intraop (mL)
		Output	Unmeasurable elimination: Last BM
			Unmeasurable elimination: Urine occurrence
			Foley catheter (cc)
			Jackson Pratt Drain 1 Posterior neck
			OG tube output (mL)
			Urine: Intraop (mL)
			Estimated blood loss: Intraop (mL)
		BLANK	
		BLANK	
		BLANK	
		BLANK	
	Cardiac Filling Pressures (mm Hg)	CVP	
		RV pressure	
		PA pressure	
		PCWP	
		LV pressure	
		BLANK	
		BLANK	
	Neurological status	GCS	
		Focal deficits	
		Global deficits	
		Brain injury	
		Spinal cord injury	
		BLANK	

		BLANK	
		BLANK	
	Co-oximeter	Utilized? (yes or no)	
		BLANK	
		BLANK	
		BLANK	
		BLANK	
		BLANK	
		BLANK	
		ABG %FiO2	
		ABG pH	
		ABG pCO2	
		ABG pO2	
		ABG Bicarbonate	
		ABG Base excess	
		ABG Base deficit	
		ABG PiO2/FiO2 ratio	
		ABG Hemoglobin	
		ABG Oxyhemoglobin	
		ABG Carboxyhemoglobin	
		ABG Met-hemoglobin	
		ABG O2CT	
		Temperature compensated	
		PHT	
		CO2T	
		PO2T	
		Ionized Calcium	
		Whole blood K+	
		Pathology	
		Diagnostic spinal fluoroscopy	
		CBC	
		WBC	
		HGB	
		Hct	

ICU COURSE		Platelet count	
		Sedimentation rate	
		RBC	
		MCV	
		MCHC	
		MCH	
		RDW	
		MPV	
		Differential	
		PMN's	
		ABS count	
		PMN ABS	
		Routine Coag	
		Prothrombin time	
		INR	
		aPTT	
		D-dimer	
		Chem 1	
		Sodium	
		Potassium	
		Chloride	
		Carbon dioxide	
		BUN	
		Creatinine	
		Glucose, nonfast	
		Glucose, fasting	
		Anion gap	
		BUN/Creatinine ratio	
		Estimated GFR	
		Calcium	
		Magnesium	
		Phosphorus	
		Uric acid	

	C-reactive protein	
	Glucose, POCT	
	EKG, 12 lead	
	Ventricular rate (bpm)	
	QRS duration (msec)	
	QT (msec)	
	QTc (msec)	
	Interpretation	
	CT cervical spine w/o IV contrast	
Arterial Blood Gas	pH	
	pO2	
	pCO2	
	HCO3	
	Base Excess	
	BLANK	
	BLANK	
Venous Blood Gas	Central VBG ?	
	Mixed VBG ?	
	pH	
	pO2	
	pCO2	
	HCO3	
	Base Excess	
Airway Intervention	BLANK	
	BLANK	
	BLANK	
	Hgb	
	Hct	
	Glucose	

	Labs	HgA1c	
		Sodium	
		Potassium	
		HCO3	
		BUN	
		Creatinine	
		WBC	
		Absolute PMN's	
		Bands	
		Prealbumin	
		Albumin	
		Calcium	
		Magnesium	
		Phosphate	
		Lactate	
		Ammonia	
		BLANK	
		BLANK	
		BLANK	
		BLANK	
		BLANK	
		BLANK	
		BLANK	
		BLANK	
		BLANK	
		BLANK	
		BLANK	
	Imaging	CXR	
		CT	
		X-ray	
		CTA	
		Angiogram	
		BLANK	
		BLANK	

		BLANK	
		BLANK	
		BLANK	
	Cardiac Studies	EKG	
		Echocardiogram	
		BLANK	
		BLANK	
		BLANK	
	Supportive treatments	Fluid boluses (specify fluid type)	
		Vasopressors	
		Inotropic agents	
		Vasoconstrictors	
		Diuretics	
		Antiarrythmics	
		Oxygen	
		PRBC's	
		Cryo	
		FFP	
		BLANK	
		BLANK	
		BLANK	
		BLANK	
		BLANK	
		BLANK	
		BLANK	
		BLANK	
	Definitive treatments	Antimicrobials	
		BLANK	
		BLANK	
		BLANK	
		BLANK	
		BLANK	
		BLANK	
		BLANK	

		BLANK	
	Outcome	Alive	
		Deceased	
		BLANK	
		BLANK	
		BLANK	
	Diagnostic codes	BLANK	
		BLANK	
		BLANK	
		BLANK	
		BLANK	
		BLANK	
		BLANK	
		BLANK	
	Treatment codes	BLANK	
		BLANK	
		BLANK	
		BLANK	
		BLANK	
		BLANK	
		BLANK	
STEPDOWN COURSE		BLANK	
		BLANK	
		BLANK	
		BLANK	
		BLANK	
		BLANK	
		BLANK	
		BLANK	
OR COURSE		BLANK	
		BLANK	
		BLANK	
		BLANK	
		BLANK	

FLOC	BLANK	
	BLANK	
	BLANK	
OTHER HOSPITAL COURSE	BLANK	
	BLANK	
	BLANK	
	BLANK	
	BLANK	
	BLANK	
	BLANK	
POST-HOSPITAL	Transfer	
	Home	
	Rehab	
	SNF	
	LTAC	
	BLANK	
	BLANK	
	BLANK	
	BLANK	

3/23/2010	3/23/2010	3/23/2010	3/23/2010	3/23/2010	3/23/2010	3/23/2010	3/23/2010
555	602	607	608	831	900	927	943

36.7				35.6		35.6	
Thermoscan							
89							
18							
124				124		136	
58				66		69	
monitor							
supine							

91%							
RA		RA					
1.676							
78							
standing							
1.91							
27.83							

	3/22/2010						

							51
							7.42
							40
							105
							26
							1.3
							NR
							206
							11.6
							97.9
							0.8
							0
							16.1
							35.6
							7.44
							38
							97
							1.12
							3.4

3/23/2010	3/23/2010	3/23/2010	3/23/2010	3/23/2010	3/23/2010	3/23/2010	3/23/2010
1024	1116	1207	1213	1314	1513	1545	1631

35.9	36	36.2		36.2	36.1	36	
119	121	118		101	92	98	
61	66	62		56	60	64	

							74
							7.3
							42
							243
							20.7
							NR
							5.4
							328
							10.1
							97.2
							1.8
							0.8
							14.4
							36.6
							7.31
							41
							241
							1
							4.3
			1. Intervertebral disc C4-C5, C5-C6, C6-C7 discectomy showed A.) fragment of cartilage s				

3/23/2010	3/23/2010	3/23/2010	3/23/2010	3/23/2010	3/23/2010	3/23/2010	3/23/2010	3/23/2010	3/23/2010
1642	1645	1800	1808	1815	1821	1822	1825	1830	1845

36.1			36.5						
			oral						
		93	95	92				94	87
			12	12				14	16
102									
66									
								8	
								incisional	
						medication (see eMAR), repositioned, rest			
									fentanyl, propofol

		100%	100%	99%				99%	99%
			86.8						
			bed						
								NPO	

								3/22/2010	
								70	
								50	

					50				
					7.33				
					39				
					187				
					21.1				
					NR				
					4.9				
					374				
					9.3				
					98				
					0.8				
					0.3				
					13.2				
					1.17				
					4.2				
showing fibrillar degenerative changes B.) fragment of benign parathyroid tissue									
	Yes								
						8.7			
						9.3			
						27.2			

						130			
						2.85			
						95.4			
						34			
						32.4			
						11.1			
						7.3			
						85			
						7.32			
						11.9			
						1.2			
						18.6			
						142			
						4.2			
						111			
						21			
						13			
						0.63			
						140			
						10			
						21			
						>59			
						8			
						1.7			
						4.4			

						0.083			
							141		
						9.3			
						27.2			

						142			
						4.2			
						13			
						0.63			

3/23/2010	3/23/2010	3/23/2010	3/23/2010	3/23/2010	3/23/2010	3/23/2010	3/23/2010	3/23/2010
1900	1932	1955	2000	2058	2100	2116	2130	2200

					36.4			
					oral			
95			88		87		98	95
18			20		22			30
4			5					
		medication (see eMAR)						
		fentanyl, propofol						

97%	99%		100%		100%	100%	98%	99%
								90
					50			
37.5			75		75			75
			NPO					

3			3		3			3
2.93			11.7		15.2			16.52
0.58			2.3		3.1			3.1
5700								
750								
			3/22/2010					3/22/2010
180			100		100			100
			20					40
			50					
1060								
1300								

		Yes						
		88						
		80						
		390						
		471						
	sinus rhythm, non-specific T waves, prolonged QT							
				yes				
	acute post-surgical changes with spine showing interval improvement in alignment compared to preop study							

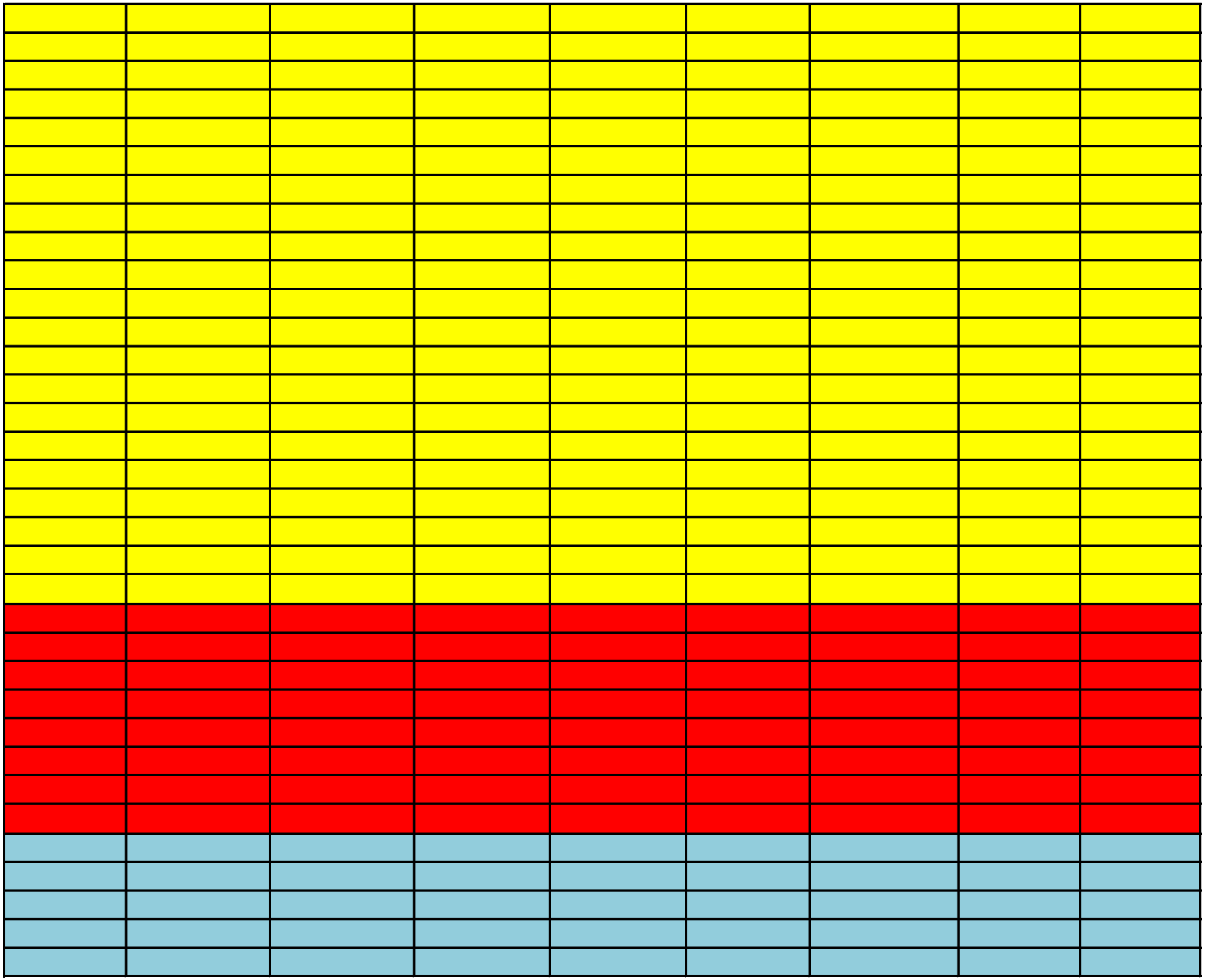

3/23/2010	3/24/2010	3/24/2010	3/24/2010	3/24/2010	3/24/2010	3/24/2010	3/24/2010	3/24/2010
2300	0	52	55	100	200	224	300	400

							calm, cooperative, follows	
92%	100%	97%		100%	99%		86%	98%
67	72			73	65		76	76
				139	132		131	155
				54	51		57	59
				79	75		83	88
	60							90
75	75			75	75		75	75
	NPO							NPO

3	3			3	3		3	3
19.97	23.4			23.4	23.4		23.4	23.4
3.5	3.9			3.9	3.9		3.9	3.9
	3/22/2010							3/22/2010
140	100			100	50		100	200
	40							80
	200							0

			12.3					
			8.5					
			26					

			229					
			2.73					
			95					
			32.8					
			31.2					
			11					
			7					
			82					
			10					
			142					
			3.6					
			112					
			24					
			11					
			0.56					
			110					
			6					
			20					
			>59					
			7.8					
			2.4					
			2.9					

		119						
			8.5					
			26					

			142					
			3.6					
			11					
			0.56					

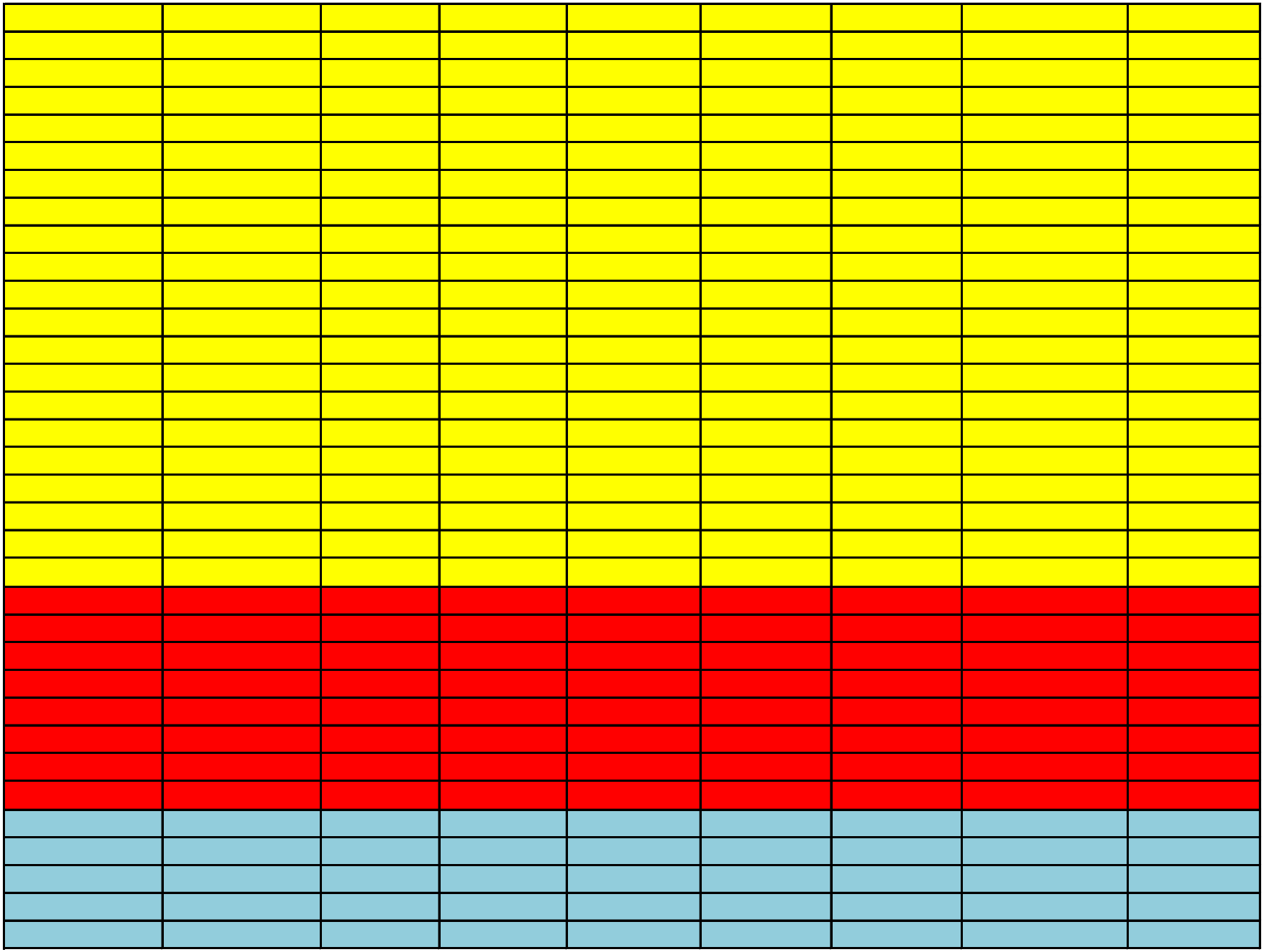

3/24/2010	3/24/2010	3/24/2010	3/24/2010	3/24/2010	3/24/2010	3/24/2010	3/24/2010	3/24/2010	3/24/2010
429	500	600	700	728	758	759	800	830	900

									5
commands		Agitated, anxious or mildly agitated, attempts to sit up, calms with verbal instructions						calm, cooperative, follows	
100%	99%	100%	100%	99%	100%	100%	100%	100%	
	64	79	76				77	67	75
	142	169	152		142	131	133	138	154
	50	58	59		62	58	58	54	61
	74	89	84		90	82	84	82	88
	75	75	75				75		75

	3	3	3				3		3
							25		
	23.4	0	23.4				23.54		
	3.9	3.9	3.9				3.92		
							3/22/2010		
	150	200	200				400		400
		30					40		
							200		

3/24/2010	3/24/2010	3/24/2010	3/24/2010	3/24/2010	3/24/2010	3/24/2010	3/24/2010	3/24/2010
930	1000	1012	1030	1050	1100	1115	1130	1145

97	106		110		101	105	103	105
16	22				13	16	22	12
103								
49								
		9		9				
		generalized, incisional		incisional				
		repositioned, rest		medication (see eMAR), reposition, rest				
				percocet				

s commands								calm, coo
100%	97%				100%			100%
4 LPM via NC								
67								
138	136		141		133		100	100
56	59		57		55		51	51
80	83		85		80		64	64
	100							
	75				75			

	3				3			
	150				150			

3/24/2010	3/24/2010	3/24/2010	3/24/2010	3/24/2010	3/24/2010	3/24/2010	3/24/2010
1200	1213	1215	1230	1300	1400	1455	1500

37							
100		97	98	94			
15		13	13	13			
		142	133	120			
		70	65	60			
		8					
		generalized, incisional					
		medication (see eMAR), reposition, rest					
		Hydromorphone, self medicated - PCA pump					

8							
perative, follows commands							
	0.3						
	0						
	6						
	3 mg						
	new						
				0.6			
99%			100%	97%			
2 LPM via NC							
28%							
		85	87	84			
145							
69							
89							
60					60		
75				75	75		75

				0.6	0.9		1.5
3/22/2010							
150				100	120		150

3/24/2010	3/24/2010	3/24/2010	3/24/2010	3/24/2010	3/24/2010	3/24/2010	3/24/2010
1545	1600	1630	1700	1730	1800	1900	1947

			36.8				
			oral				
	80	81	78	76	73	80	
	18	20	15	16	15	18	
	108	134	111	112	105	110	
	58	66	52	55	53	55	
	5						
	generalized, incisional						
	medication (see eMAR), reposition, rest						
	hydromorphone, self-medicated - PCA pump						

	1.5		0.9		0.6	0.9	
	99%	95%	98%	98%	97%	100%	98%
							2 LPM via NC
							28%
	73	89	73	79	68	73	
	60				120		
	75		75		75	75	
					PO		

					75		
	1.5		0.9		0.6	0.9	
	3/22/2010						
	50		60		100	50	
	55						

3/24/2010	3/24/2010	3/24/2010	3/24/2010	3/24/2010	3/24/2010	3/24/2010	3/24/2010
2000	2045	2100	2108	2135	2200	2300	2339

	0.3						
	0						
	6						
	3						
	0.9	1.2			1.2	0.6	
99%			98%				98%
			2 LPM via NC				2 LPM via NC
74							
			83.008				
						250	
		75			75	75	

	0.9	1.2			1.2	0.6	
	3/22/2010						
50							300
			40				

3/25/2010	3/25/2010	3/25/2010	3/25/2010	3/25/2010	3/25/2010	3/25/2010	3/25/2010
0	100	200	215	300	322	347	400

						37	
						oral	
						92	
						18	
						96	
						51	
						monitor	
						supine	
			8				
		other, neck area					
		medication (see eMAR)					
		perocet, self-medicated PCA pump					

0.9	0	1.5		1.5			0
						94%	
						RA	
240		120					120
75	75	75		75			75

0.9	0	1.5		1.5			0
3/22/2010							3/22/2010

					8.8		
					26.6		

					139		
					3.4		
					5		
					0.52		

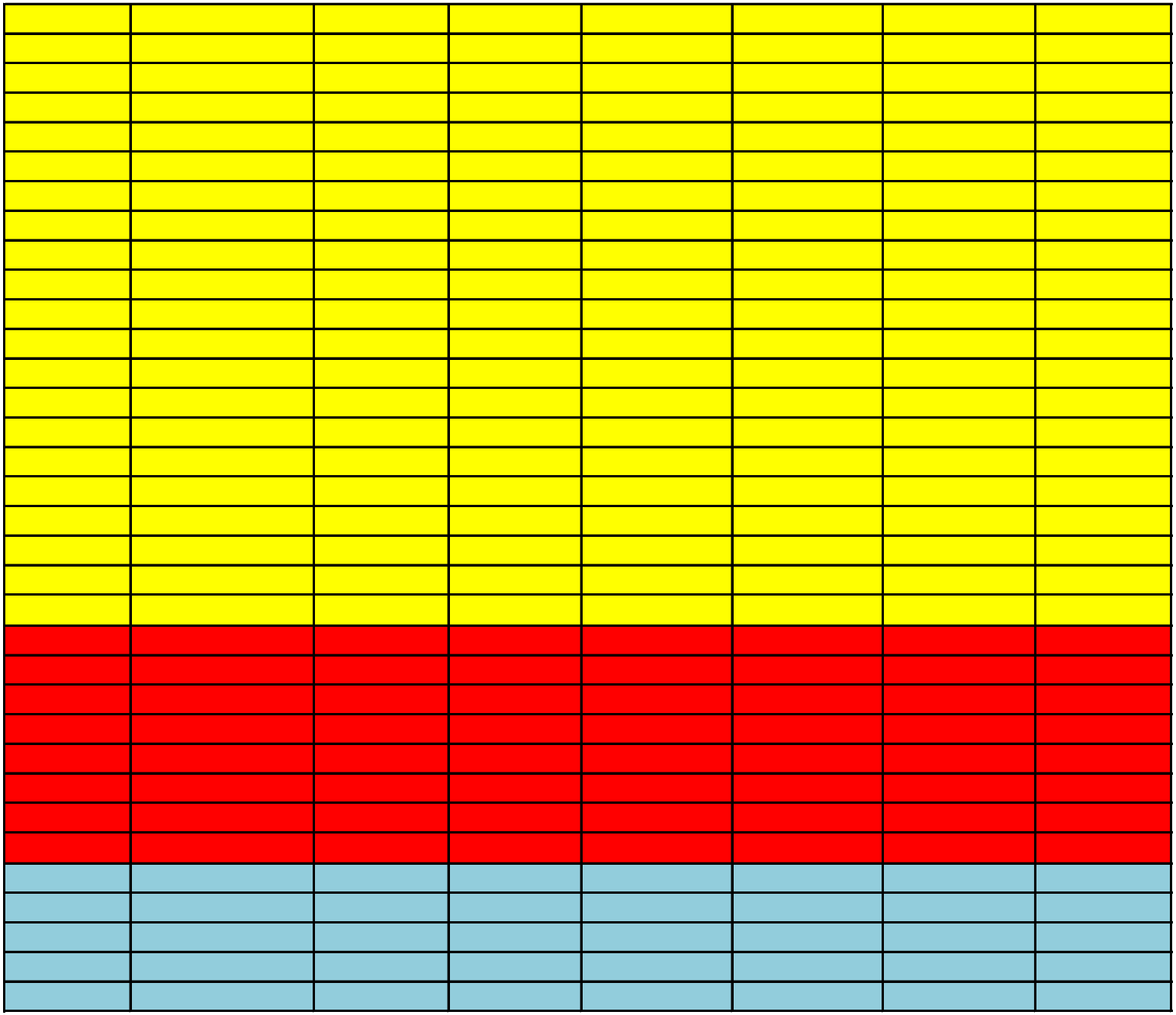

3/25/2010	3/25/2010	3/25/2010	3/25/2010	3/25/2010	3/25/2010	3/25/2010	3/25/2010
430	500	600	625	626	640	700	729

							38
							oral
							97
							20
							99
							54
behavior (see comment)					8		
					other, neck		
					medication (see eMAR)		
					percocet, self-medicated PCA pump		

pt sleeping quietly							
	0	0.9					
	75	75				75	

	0	0.9					
			500				
				50			

3/25/2010	3/25/2010	3/25/2010	3/25/2010	3/25/2010	3/25/2010	3/25/2010	3/25/2010	3/25/2010
745	800	900	935	941	1000	1012	1025	1035

98					79	76	75	79
18								
115					68	69	73	74
76					50	45	42	45
8								
medication (see eMAR)								

97%							95%	
2 LPM via NC							2 LPM via NC	
			480					
		100			100			
	75	75			75			
					500			
			PO					

			25					
3/22/2010								
				150				
				20				

3/25/2010	3/25/2010	3/25/2010	3/25/2010	3/25/2010	3/25/2010	3/25/2010	3/25/2010	3/25/2010	3/25/2010
1100	1115	1130	1147	1200	1230	1300	1330	1400	1500

		36.8							37.6
		oral							oral
79	80	76		81	86		84	82	83
		18							
79	79	84		82	93		91	88	96
48	44	45		51	52		51	52	54
									mon
									supine
				6					

				96%			97%		
				2 LPM via NC			2 LPM via NC		
								480	
75				75		75		75	75
								PO	

								75	
				3/22/2010					
								100	
			10					15	

3/25/2010	3/25/2010	3/25/2010	3/25/2010	3/25/2010	3/25/2010	3/25/2010	3/25/2010	3/25/2010
1600	1630	1700	1800	1900	1948	2000	2030	2100

					37.8			
					oral			
	79	80			84			
					18			
	103	113			119			
	53	56			56			
					mon			
					supine			
	6							8
	med (see emr)							med (see emr)
								Percocet

	95%				99%			
	2 LPM via NC				2 LPM via NC			
75		75	75	75		75		75

	3/22/2010						3/22/2010	
	15		10			15		

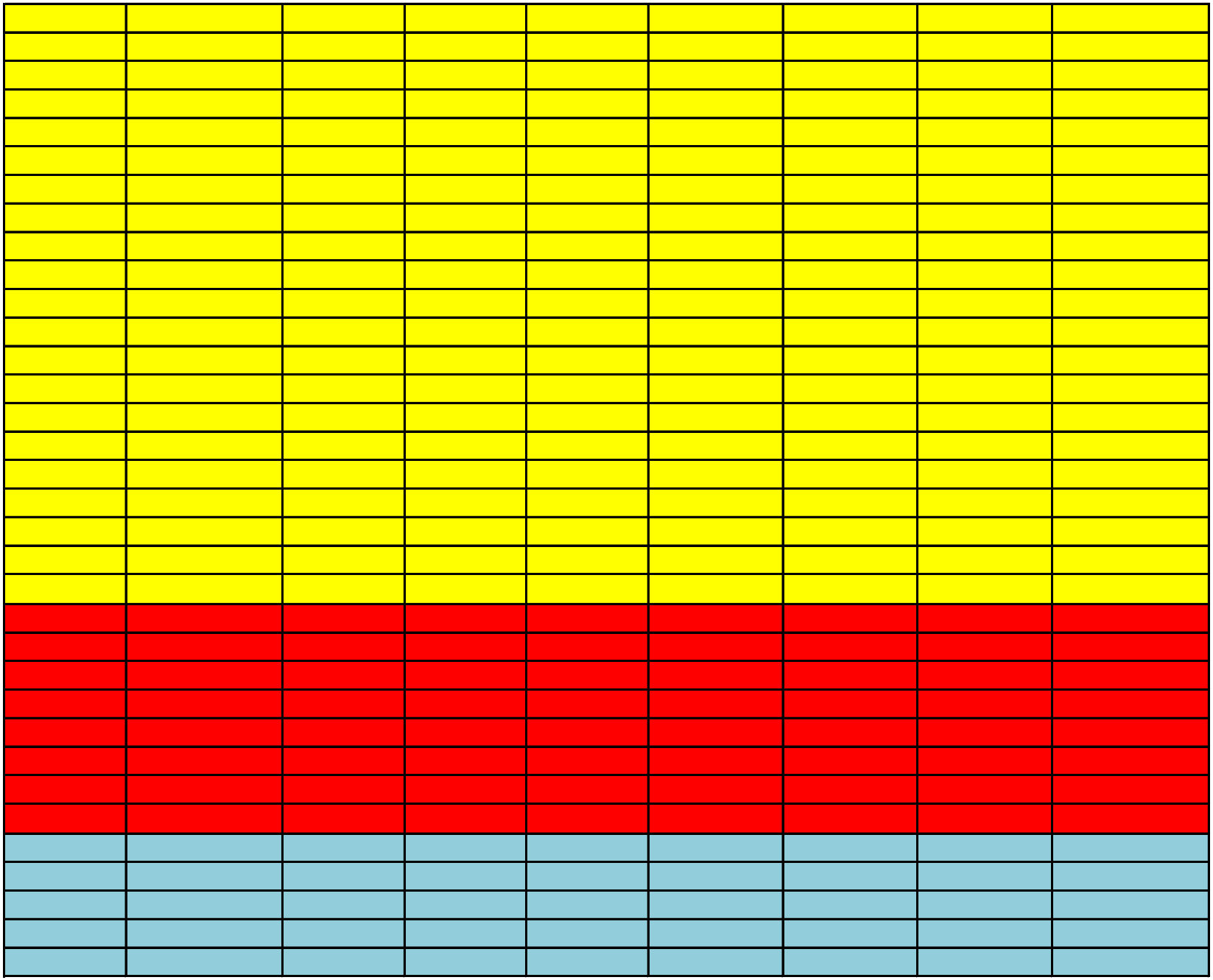

3/25/2010	3/25/2010	3/25/2010	3/25/2010	3/26/2010	3/26/2010	3/26/2010	3/26/2010	3/26/2010
2150	2200	2300	2315	0	100	107	200	300

			36.9					
			oral					
			83					
			18					
			142					
			67					
			mon					
			supine					

			97%					
			2 LPM via NC					
				120				
	200							
	75	75		75	75		75	75

				3/22/2010				
1000								
15						30		

3/26/2010	3/26/2010	3/26/2010	3/26/2010	3/26/2010	3/26/2010	3/26/2010	3/26/2010	3/26/2010
351	355	400	500	512	525	600	700	749

36.8								37
oral								oral
86								91
18								18
158								144
75								67
mon								mon
supine								supine
					10			
					med (see emr)			
					Percocet			

sleeping								
98%								98%
2 LPM via NC								2 LPM via NC
			240					
		75	75			75	75	

		3/22/2010						
	600					650		
	20					20		

8.1

				140				
				3.5				
				5				
				0.56				

3/26/2010	3/26/2010	3/26/2010	3/26/2010	3/26/2010	3/26/2010	3/26/2010	3/26/2010	3/26/2010	3/26/2010
800	900	1000	1100	1127	1129	1200	1300	1303	1400

				36.7					
				oral					
				92					
				20					
				160					
				74					
				mon					
				supine					
10	10	5			10	6		10	
reposition	med (see emr)								
	Percocet								

				97%					
				NC					
									240
	200								
	10								
75			75			75	75		75
									PO

									75
		400							
		1							
3/22/2010						3/22/2010			
			1000						700
									35

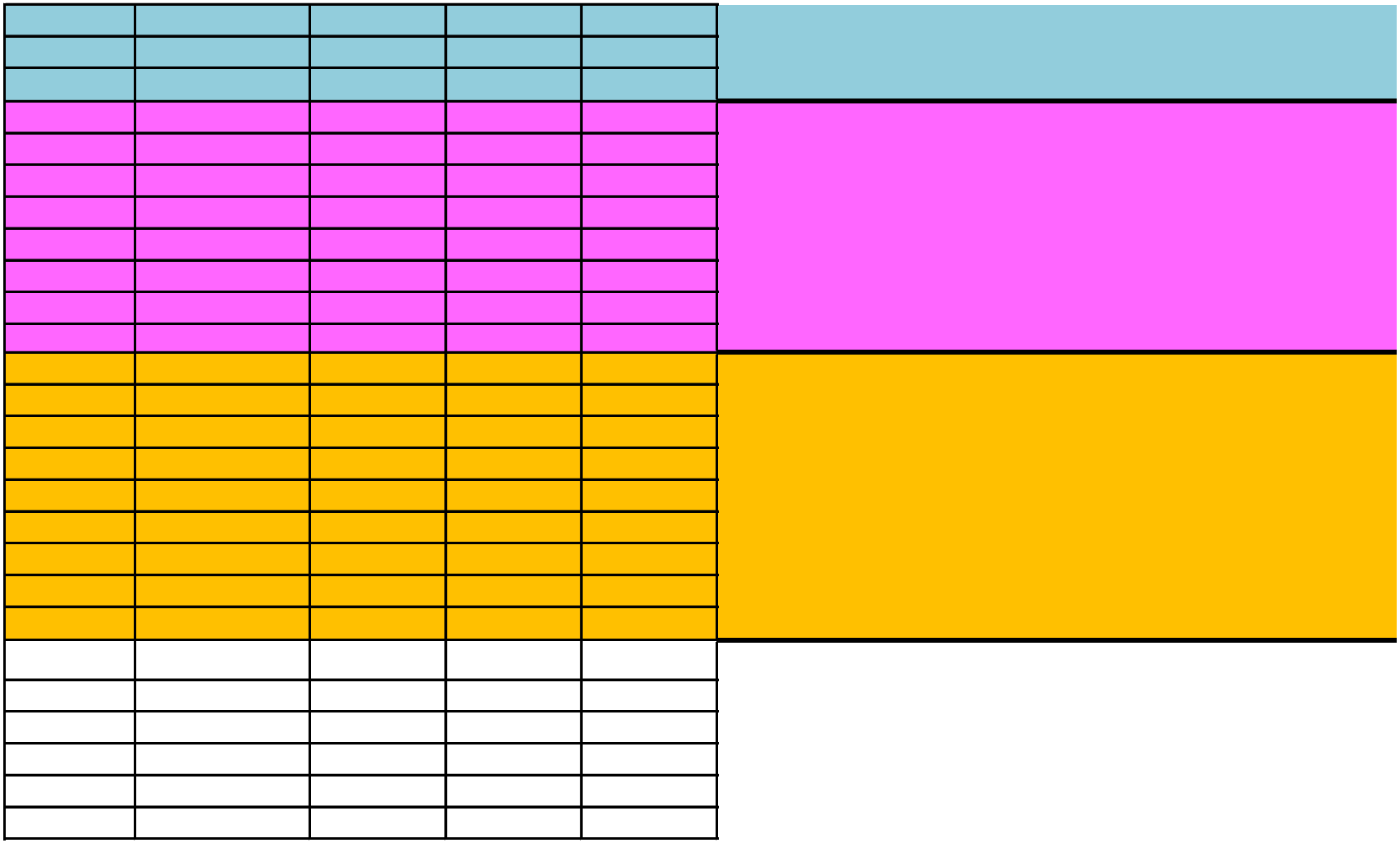

3/26/2010	3/26/2010	3/26/2010	3/26/2010	3/26/2010	3/26/2010	3/26/2010
1500	1505	1506	1600	1625	1658	1700

				36.9		
				oral		
				92		
				20		
				126		
				58		
				cuff		
				supine		
	8				8	
	Other, Neck				Other, Neck	
	rest, pt states doesn't need meds				med (see emr)	
					Percocet	

	92%					
	RA					
			240			120
75			75			75
			PO			

3/22/2010

3/26/2010	3/26/2010	3/26/2010	3/26/2010	3/26/2010	3/26/2010	3/26/2010	3/26/2010	3/26/2010
1800	1850	1900	2000	2006	2007	2100	2200	2300

					37.1			
					oral			
					101			
					20			
					151			
					67			
				cuff	mon			
				supine	supine			
				3				

				92%				
				RA				
	240							120
75		75	75			75	75	75
	PO							

	25							
			3/22/2010					
	1000							
	30							

3/26/2010	3/26/2010	3/27/2010	3/27/2010	3/27/2010	3/27/2010	3/27/2010	3/27/2010	3/27/2010	3/27/2010
2353	2355	0	5	100	146	200	300	344	400

36.7								36.9	
oral								oral	
97								86	
19								19	
161								157	
81								79	
								mon	
								supine	
	0							0	

78%	92%							98%	
RA	2 LPM via NC							2 LPM via NC	
		75		75		75	75		75

		3/22/2010							3/22/2010
		1000							
			30						

					9.9				
					29.3				

					140				
					3.2				
					4				
					0.43				

3/27/2010	3/27/2010	3/27/2010	3/27/2010	3/27/2010	3/27/2010	3/27/2010	3/27/2010	3/27/2010	3/27/2010
500	600	615	645	700	704	757	805	900	1000

						36.8			
						oral			
						83			
						18			
						147			
						74			
						mon			
						supine			
		6			2	0			

			360					240	
								100	100
75	75			75			75	75	75
								PO	

								50	
							3/22/2010		
			700					600	
			30						

3/27/2010	3/27/2010	3/27/2010	3/27/2010	3/27/2010	3/27/2010	3/27/2010	3/27/2010	3/27/2010
1030	1100	1200	1205	1300	1400	1450	1600	1605

			36.6				36.8	
			oral				oral	
			95				91	
			20				20	
			129				177	
			72				73	
			mon				mon	
			supine				supine	
5			0			5		
incisional						incisional		
med (see emr)						med (see emr)		

	75	75		75	75			

			3/22/2010					3/22/2010

3/27/2010	3/27/2010	3/27/2010	3/27/2010	3/27/2010	3/27/2010	3/27/2010	3/27/2010	3/27/2010
1700	1849	2000	2008	2036	2100	2130	2200	2217

			36.8					
			oral					
			86					
			18					
			119					
			62					
			cuff, mon					
			supine					
0	5			6				
	incisional			incisional				
	med (see emr)			med (see emr)				
				Percocet				

						5		
			92%					
			RA					
					100		100	

3/22/2010

1

3/27/2010	3/28/2010	3/28/2010	3/28/2010	3/28/2010	3/28/2010	3/28/2010	3/28/2010	3/28/2010	
2337	0	327	555	600	720	800	842	1200	

36.4		36.4					36.4		
oral		oral					oral		
114		80					98		
18		18					18		
144		127					129		
69		78					60		
		mon					mon		
standing		supine					supine		
5		5			10		0	0	
					other, hips				
					med (see emr)				
					Percocet				

92%		93%					93%		
RA		RA					RA		
	240								

	3/22/2010					3/22/2010			
				1					

			10.4						
			31.1						
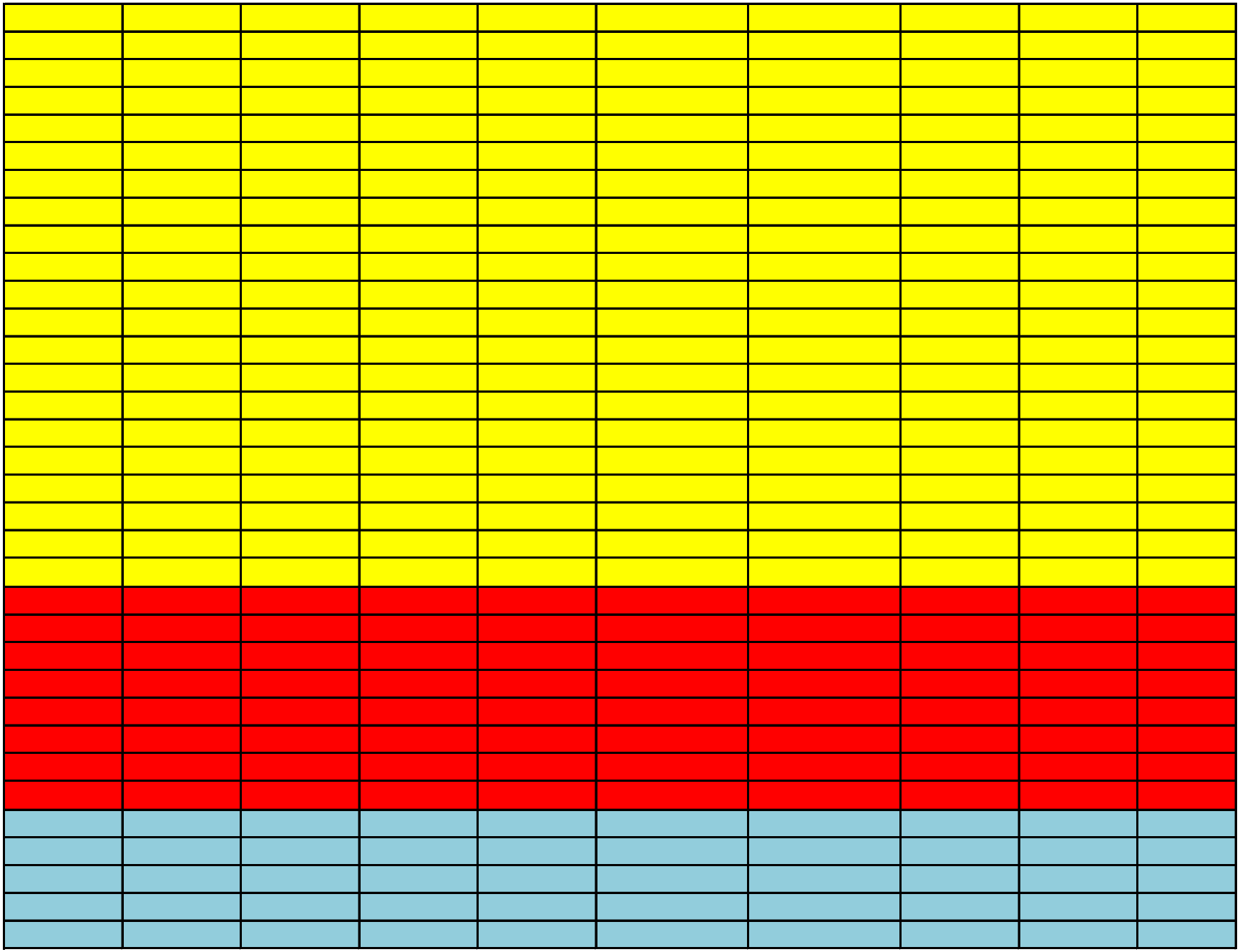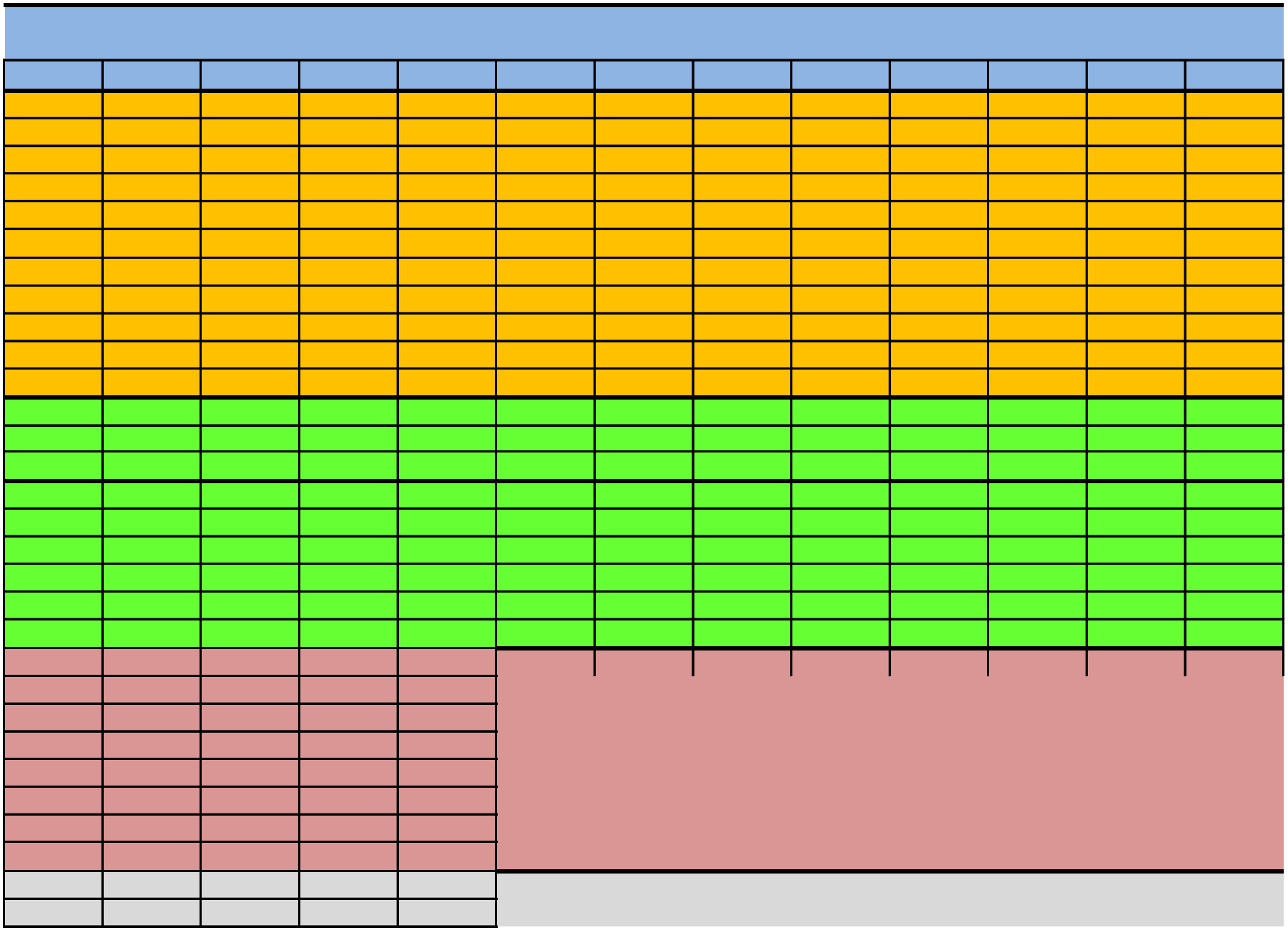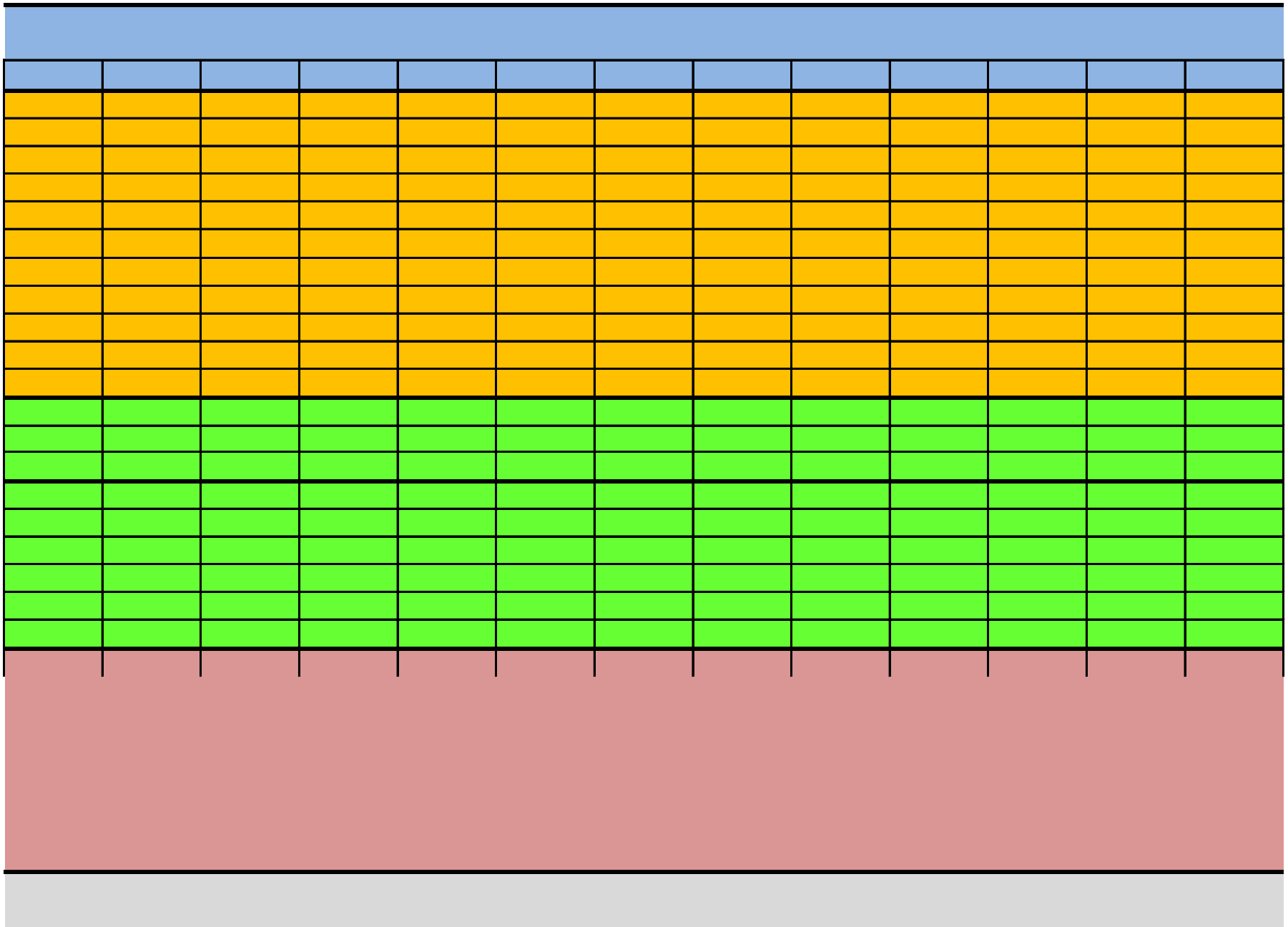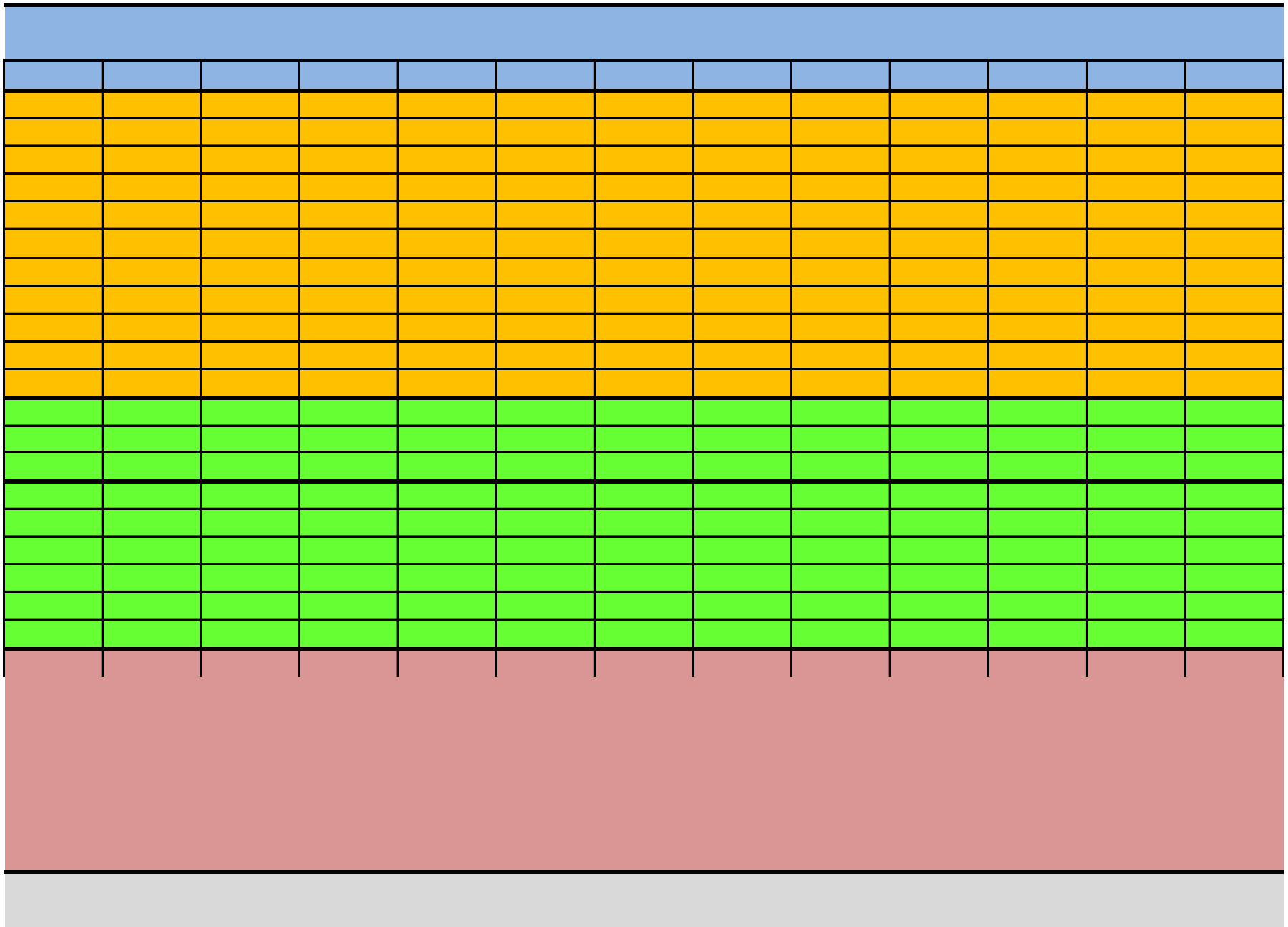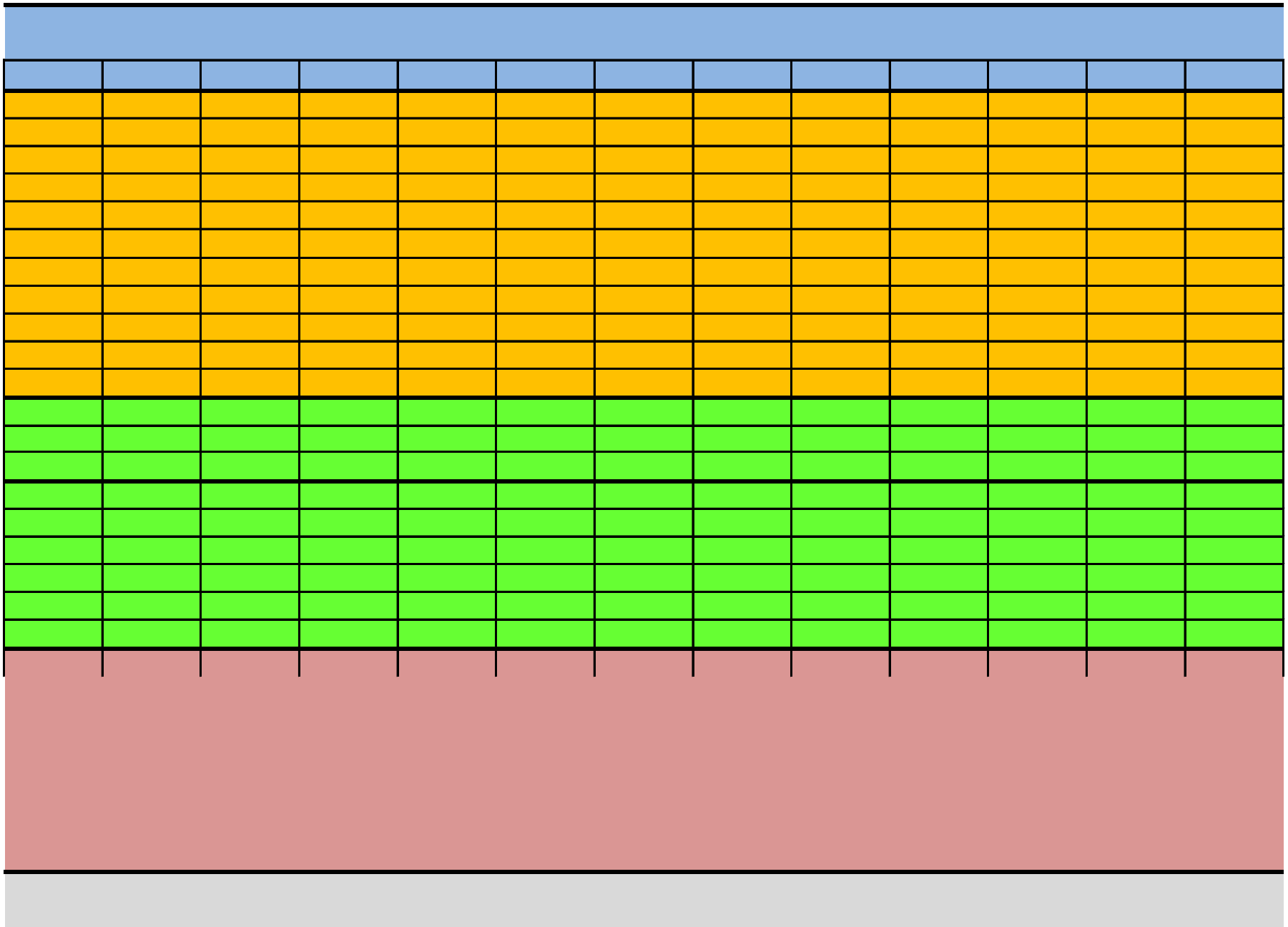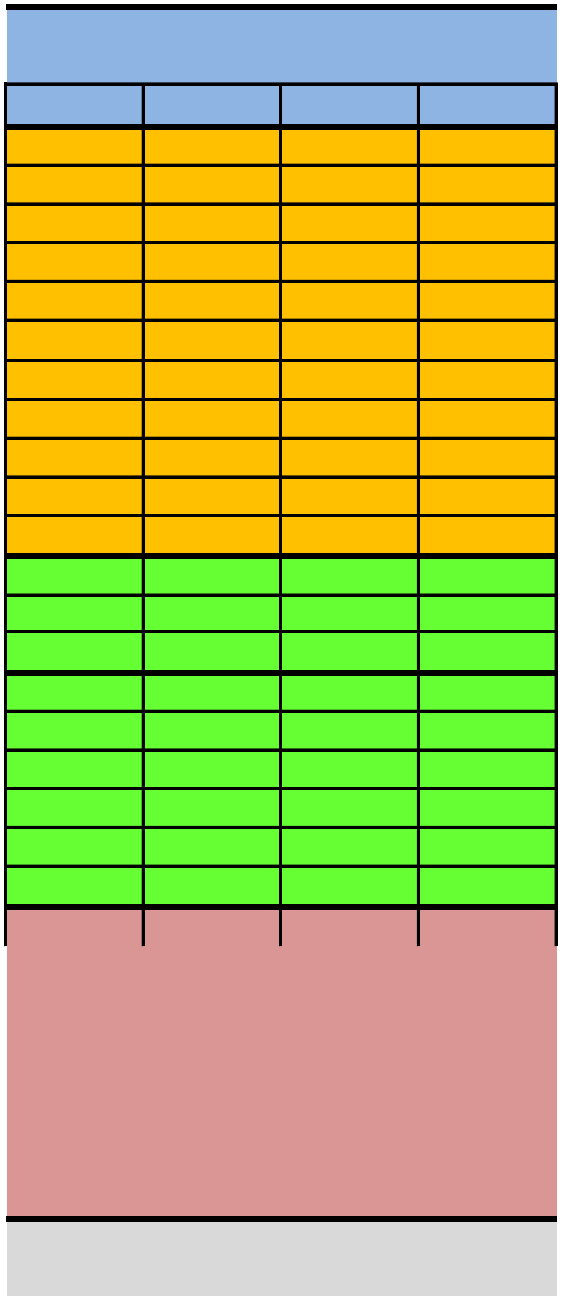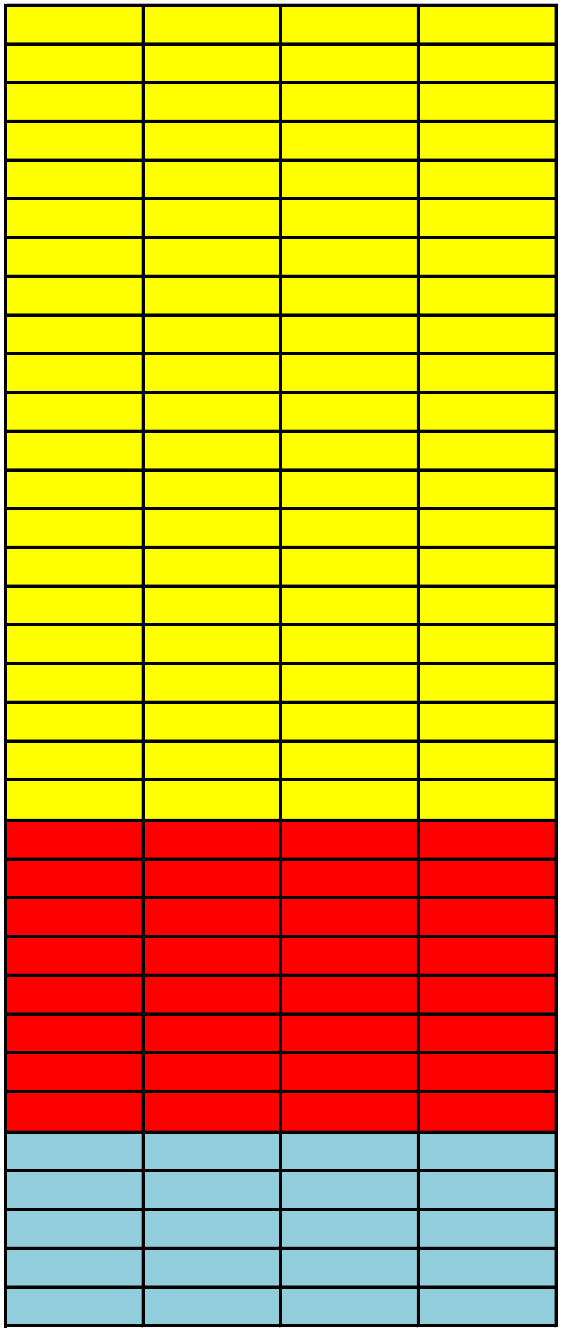
			141						
			3.2						
			5						
			0.38